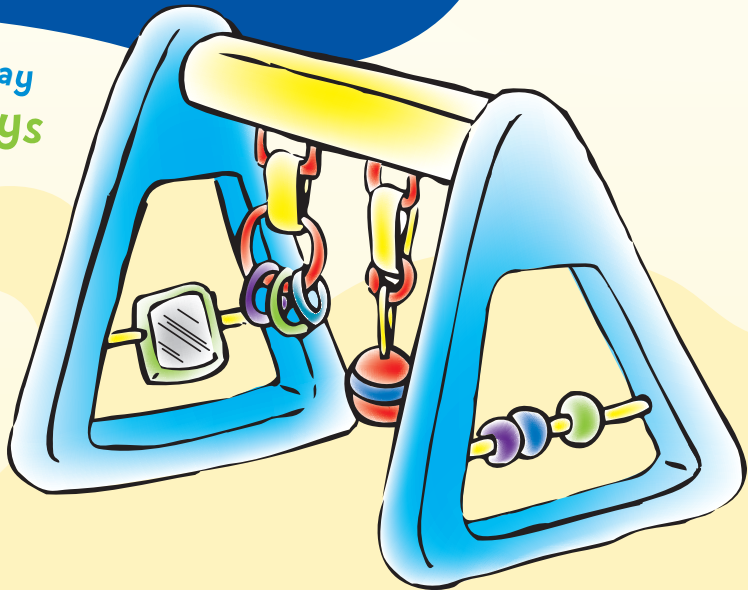


Baby Activity Centre

Everyday and Everyway
Talking about...Toys




Talk Box

Talk about what you and your child are doing. Talk in your language.

With your baby . . .

- If your baby isn't sitting yet, lay down beside her. Look at the objects hanging and name them. Help her reach and bat at them.
- Sit on the other side of the activity centre. Make sure your baby can see you. Watch what he is looking at. Shake or push the piece he is looking at. Copy the babbling sounds he makes. Make lots of expressions with your eyes and mouth.

- If your baby can sit up, sit across from her. Copy her actions. If she bangs on the centre, you bang. If she pushes a lever, you push one. Say, "Bang bang", "Push", or "Pop".
- Show him some of the new things on the activity centre that he doesn't know yet. Surprise him and then wait for him to tell you to do it again. He may make a sound, look, smile, or giggle.



Go to www.parentlinkalberta.ca for more Talk Box ideas.

Ball

Everyday and Everyway
Talking about...Toys



Talk Box

Talk about what you and your child are doing. Talk in your language.

With your baby . . .

- Use a ball to encourage babbling. Say, “bababa” and take turns tapping on the ball.
- If she can sit up or crawl, roll the ball back and forth to her. As you roll the ball to her, say, “Ball”.
- Once she knows this game, wait a few seconds before you roll the ball to her. Watch for her actions, facial expressions, and squeals to tell you she wants you to roll the ball again.

With your toddler . . .

- Match your words to what he says. If he says 1 word at a time, you say 1 word at a time.
- Use words like, **roll**, **kick**, **throw**, **down**, **up**, and **more**.



- Use short 2-word sentences that he can copy like, *kick ball* or *ball up*. Repeat these words and phrases over and over.


With your preschooler . . .

- Hide the ball. Ask her, “Where is it?” to help her learn words like **under**, **on**, **in**, or **behind**.
- Talk about what kind of ball you have – a soccer ball, baseball, and so on. Talk about how the ball feels. Is it **bumpy**, **soft**, or **hard**? Is it **big** or **small**?
- Play ball with the whole family. Let her tell you what to do. She can say, “Roll the ball to me”, “Kick the ball to Mommy”, or “Bounce the ball to Daddy”. Take turns.

Go to www.parentlinkalberta.ca for more Talk Box ideas.

Blocks

Everyday and Everyways
Talking about...Toys



Talk Box

Talk about what you and your child are doing. Talk in your language.

With your baby . . .

- Copy your baby when he bangs blocks together. Say, "Bang, bang, bang". Wait to see what he will do...will he laugh, smile, make a sound, or will he bang the blocks again? Copy again.
- Build a tower for your baby to knock over. Say, "Up, up, up" when you build it and "Fall down!" when baby knocks them down. Do it again. You may have to help your baby at first, but that's okay.

With your toddler . . .

- Build your own tower beside your toddler. Say, "More block", or "Block up" as you stack them. Say, "Tower crashed", or "All fall down" when he knocks it over.



Say, "Tower again?" or "More tower?" and wait to see what he says.

- Be silly. Put the block on your head and say, "Block on head", or "Where's the block?" Wait to see what she will do.


With your preschooler . . .

- Build cars, houses, or any fabulous creation your child likes. Talk about the sizes, colours, and shapes of blocks you need. Ask if you need a tiny one, a big one, a blue one, a round one, or a pointy one.
- Once you've built something, play pretend with your child. Talk about what you are pretending to do.

Go to www.parentlinkalberta.ca for more Talk Box ideas.

Bus

Everyday and Everyway
Talking about...Toys



Talk Box

Talk about what you and your child are doing. Talk in your language.

With your baby . . .

- Help your baby put toys in and out of the bus. Repeat "In, in, in" or "Out, out, out".
- Make lots of beeping noises. Wait for your baby to smile or make a sound after you.

With your toddler . . .

- Sing ***The wheels on the bus...*** while you are playing with the bus. Do the actions that go with the words. Sing slowly and wait at the end of a line for your child to say the word or do the action. For example, "The wipers on the bus go..."



- Take turns putting different people, animals, or toys on the bus. Talk about where the bus is going. Ask, "Is it going to school or the zoo?" Use short sentences like, "Boy up", or "Sit down", or "Close the door".


With your preschooler . . .

- Drive the bus to school or to a farm. Talk about what the children on the bus are going to do or what they are going to see.
- Pretend together. You can be a child getting on the bus...and your child can be the bus driver. After a while, switch.

Go to www.parentlinkalberta.ca for more Talk Box ideas.

Cars and Parking Garage

Everyday and Everyways
Talking about...Toys



Talk Box

Talk about what you and your child are doing. Talk in your language.

With your baby . . .

- Drive a car on your baby's tummy. Say, "Here comes the car...It's on your tummy! Now it's on your arm!" Stop for a moment and wait for him to giggle or make a sound.

With your toddler . . .

- Sit face to face on the floor. Push a car to him. Say, "Car" or "Ready...go!" Wait for him to push it back. Help him by saying, "Ready..." and see if he'll say, "Go!"
- Put the car in the elevator of the garage. Say, "Car go up. Up up up." Talk about what your child is doing.



With your preschooler . . .

- Sit and play with your child. Drive to the garage and ask for gas. Tell your child you have a flat tire. Ask her for help.
- Pretend the cars have turned into airplanes. Talk about how fast they can fly.

Go to www.parentlinkalberta.ca for more Talk Box ideas.

Cash Register/Grocery Cart and Groceries

Everyday and Everyways
Talking about...Toys



Talk Box

Talk about what you and your child are doing. Talk in your language.

With your baby . . .

- Hide a piece of food under a blanket. Say, "Where's the apple?" Show him where it is and say, "There's the apple". Do it again. Wait for him to reach for the blanket and look for the food. Use lots of expression in your voice.

With your toddler . . .

- Pretend the room is a store. Put the food around the room. Ask your child to help you buy food. Say, "Go get me some eggs" or "I want milk and bananas". Take turns and let him tell you what he wants.



- Add a new word to what your child says. If he says, "Juice", you say, "Apple juice", "Cold juice", or "More juice".

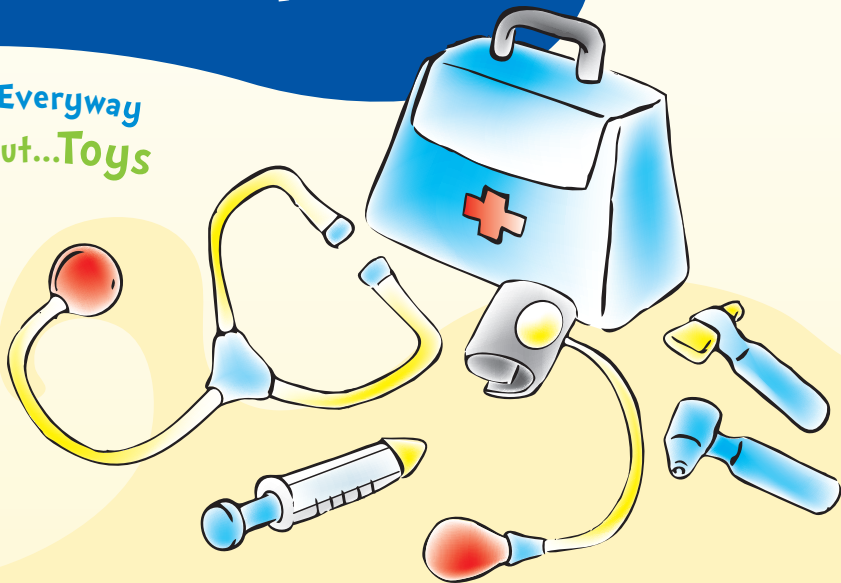
With your preschooler . . .

- Take turns being the shopper and the store clerk. Talk about the money you need to buy the food. Count out how many pennies or dollars you need. If you don't have play money, make your own out of paper.
 - Pretend to have a picnic with all of the food you bought together. Pretend your child's stuffed animals are eating the picnic too.

Go to www.parentlinkalberta.ca for more Talk Box ideas.

Doctor's Kit

Everyday and Everyways
Talking about...Toys



Talk Box

Talk about what you and your child are doing. Talk in your language.

With your toddler . . .

- Pretend to take a teddy bear to the doctor. Your child can take care of it by wrapping it up in bandages, giving it a needle, or taking its temperature.
- Talk about all the doctor's tools. Talk about how you use them. Say, "This one helps to listen to your heart".
- Describe what any big word like **temperature** means.

With your preschooler . . .

- Take turns being the **doctor** and the **patient**. Pretend you hurt your arm, hand, foot, or leg and need to be fixed up. Talk about how you got hurt. Say, "I jumped off the swing" or "I fell off the chair".
- Read a book about going to the doctor and then act it out.




Go to www.parentlinkalberta.ca for more Talk Box ideas.

Doll

Everyday and Everyways
Talking about...Toys



Talk Box



Talk about what you and your child are doing. Talk in your language.

With your baby . . .

- Talk about the doll's eyes, ears, toes, and so on. Then talk about your baby's eyes, ears, toes, and belly button.
- If your baby can sit up, put the doll in his lap. Help him to rock the doll, burp the doll, or feed the doll a bottle. Put a blanket on the doll and tell your baby, "Time to sleep. Night-night baby".

With your toddler . . .

- Talk about the doll's different body parts and clothes that it's wearing.
- Encourage your child to pretend to feed, dress, and put it to sleep.



- Say short simple sentences like "Baby eat" or "Diaper on".
- Use a play tub or a big bowl and put a little bit of water in it. Help your child give the doll a **real** bath, with soap, a wash cloth, and a towel.

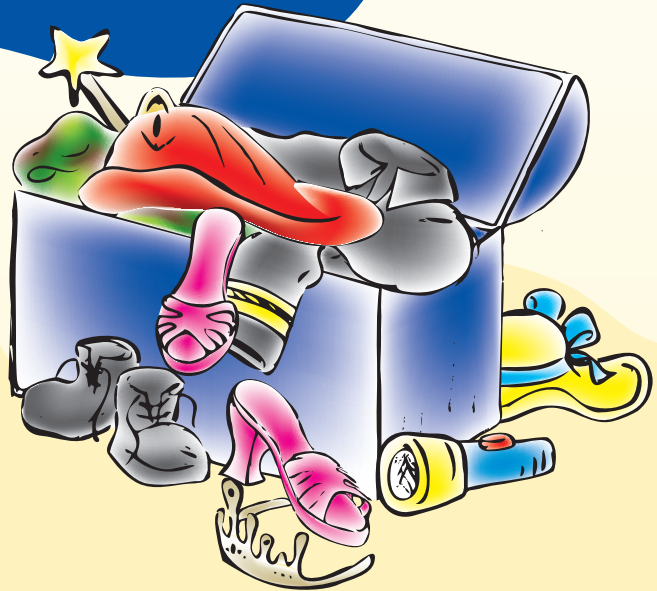
With your preschooler . . .

- Play pretend house with your child. Get a play crib or a little box and make a place for the baby to sleep. Find little toys for the doll. Get some play food and dishes or cut out some pictures from the flyers.
- Help your child learn to problem-solve by asking questions like, "The baby is crying. What's wrong?" or "The baby hurt her toe. What should we do?"

Go to www.parentlinkalberta.ca for more Talk Box ideas.

Dress-Up

Everyday and Everyways
Talking about...Toys



Talk Box

Talk about what you and your child are doing. Talk in your language.

With your baby . . .

- Put a big floppy hat on your head. Say, "Where's mommy?" Wait for him to do something, like make a sound or reach for the hat. Take it off and say, "Peek-a-boo!" Do it again.
- After a few turns, put the hat on your baby and wait to see what happens. Put it on a teddy bear and play the game.

With your toddler . . .

- Join in and play dress-up with your child. Dress up stuffed animals or dolls. Use short sentences like, "Hat on" or "Arm in". Repeat the names of the clothes over and over to help your child learn how to say them. Be silly. Put a sock on your hand.



- After you are dressed up, dance around the room. Have a parade and walk around the house. Sing, dance, and have fun.

With your preschooler . . .

- Put lots of different clothes in a large box. Use whatever you have around the house. These can be costumes or old clothes, dresses, jackets, hats, ties, necklaces, shoes, gloves, or even wigs.
- Pretend you and your child are different people, like a mom, teacher, fireman, grandpa, and so on. Get dressed up and go to different pretend places, like the store or a movie.

Go to www.parentlinkalberta.ca for more Talk Box ideas.

Farm Set

Everyday and Everyways
Talking about...Toys



Talk Box

Talk about what you and your child are doing. Talk in your language.

With your baby . . .

- Name the farm animals like, *cow*, *horse*, and so on. Make the sounds that go with the animals.
- Put an animal on the roof of the barn. Let your baby knock it off. Say, "Oh, oh. Pig fall down". Do it again and wait. Use a different animal.

With your toddler . . .

- Play pretend with the animals. Talk about what they are doing. Say, "The cow is eating" or "Horse jump". When your child says a word, add a new word to it. If she says, "Tractor", you say, "Drive tractor", "Tractor is big", or "Tractor go fast".



- Use other toys with the farm. Put the animals on a bus and drive them to school.

With your preschooler . . .

- Let your child be the leader. He can tell you what animal to be. Talk about what your animal is doing. Say, "The cow is sleeping...Now it's time to wake up...Get up cow".

Go to www.parentlinkalberta.ca for more Talk Box ideas.

Fire Truck

Everyday and Everyways
Talking about...Toys



Talk Box

Talk about what you and your child are doing. Talk in your language.

With your baby . . .

- Sit face to face on the floor. Push the fire truck to her and make a siren noise or say, "Push!" Wait for her to push it back.

With your toddler . . .

- Pretend the couch is on fire. Tell your child to drive the fire truck over and put it out. Say, "Drive fast. Hurry. Ladder up". Make lots of siren and spraying noises together.
- Ask him, "Where's the fire?" Wait for him to say a place, look, or point. Say the word for him if he doesn't say anything.



With your preschooler . . .

- Use a box for the fire station and put the fire truck there. Pretend one of the other toys is on fire, like a house or garage. Pretend to call the fire station and say, "Oh no! There's a fire. Come quick!" Ask your child what to do.
- Rescue some farm animals or dinosaurs.
- Read a book about fire trucks together.


Go to www.parentlinkalberta.ca for more Talk Box ideas.

Kitchen Centre

Everyday and Everyway
Talking about...Toys



Talk Box



Talk about what you and your child are doing. Talk in your language.

With your baby . . .

- Help your baby to stand at the kitchen centre. Take turns banging a spoon or turning the knobs. Hide an object in the toy oven and play peek-a-boo.

With your toddler . . .

- Ask your child to make you something to eat, like soup or noodles. Give your child ideas of other food, like a cake or fried eggs. Use play food or empty boxes and containers of real food. Use raisins or cereal to make a pretend supper.
- Use some toy pots and pans or extra plastic containers and old spoons.



- Make lots of cooking noises together like “Beep, beep”, “Pshhh”, or “Sizzle, sizzle”. Pretend to wash the dishes.

With your preschooler . . .

- Pretend the kitchen is a restaurant. Set the table together and help your child make up a menu. Write the words, draw pictures, or cut out pictures of food from the flyers and glue them into the menu. Your child can be the cook and the waiter. You can be the customer. Take turns pretending together.

- Invite all of your child’s stuffed animals to a dinner party. Make some invitations, plan a dinner, and help your child make the food in the kitchen.

Go to www.parentlinkalberta.ca for more Talk Box ideas.

Pet Carrier and Accessories

Everyday and Every way
Talking about...Toys



Talk Box



Talk about what you and your child are doing. Talk in your language.

With your baby . . .

- Show your baby how to pet the animal. Use words like **soft** or **gentle**.
- Name and show your baby the pet's eyes, nose, ears, and tail.

With your toddler . . .

- Play pretend with the brush and food bowl. Say, "Brush fur" or "Puppy eats". Put the pet to sleep with a blanket.
- Put cereal in the pet's bowl. Take turns pretending to be different animals. Say things like, "I'm a puppy. I'm hungry. Eat cereal. Yum, yum!"



With your preschooler . . .

- Pretend the toy pet is a real pet. Talk about how to take care of it. Ask your child what to do.
- Pretend to take the pet to the doctor.
- Pretend to take the pet for a walk. Will your pet walk fast or slow? Show your pet all the things you see on your walk.


Go to www.parentlinkalberta.ca for more Talk Box ideas.

Shape Sorter

Everyday and Everyways
Talking about...Toys



Talk Box




Talk about what you and your child are doing. Talk in your language.

With your baby . . .

- Shake the shape sorter when it is full. Say, "Shake, shake, shake". Shake it when it's empty. Say, "Oh no. Where'd they go?" or "No more. Empty".
- Take turns putting the shapes in. You may have to help her put them in. Say, "Daddy's turn... heart in..." and "Baby's turn...square in..." Help her wait when it is your turn. Say something like, "Wait, my turn...I want a turn".

With your toddler . . .

- Put other things in the shape sorter. Ask, "Does it fit?" Say, "Too big".
- Play other games with the shapes. Line them up or make a tower. Trace the shapes onto paper and draw a face on them.



Go to www.parentlinkalberta.ca for more Talk Box ideas.

Tea Set

Everyday and Everyway
Talking about...Toys



Talk Box

Talk about what you and your child are doing. Talk in your language.

With your baby . . .

- Put cereal or raisins on a toy plate and eat them together. Pretend to give a doll some tea.
- Put raisins into the teapot and put on the lid. Shake it so it makes a noise. Put the teapot in front of your baby. Shake it again and say, "What's inside?" Wait to see if she will take off the lid and look.

With your toddler . . .

- Have a tea party. Pretend to pour tea into your cup and drink it. Pretend to have some cookies and eat them.



- Use short sentences like, "Tea hot...Blow on it... Pour tea...More please". Ask your child if he wants more and wait for him to say something. Take turns.

With your preschooler . . .

- Invite all the teddy bears to a tea party. Make some invitations and hand them out to all of the bears. Set a table. Ask your child what you need. Use a real snack to eat.

Go to www.parentlinkalberta.ca for more Talk Box ideas.

Teddy Bear

Everyday and Everyways
Talking about...Toys



Talk Box

Talk about what you and your child are doing. Talk in your language.

With your baby . . .

- Point out the bear's eyes, nose, belly button, and so on. Ask, "Where are teddy's toes?", "Where are your toes?", "Where are daddy's toes?"
- Make the teddy bear jump up and down. Say, "Jump, jump, jump". Give your baby the bear and wait to see if she'll do this with the bear. Take turns or have a bear for each of you.

With your toddler . . .

- Play pretend with the teddy bear. Give the bear a bottle and let your toddler feed it. Pretend to give it a bath. Put the bear to sleep with a blanket. Talk about what the bear is doing,

using a few words at a time. Say, "Teddy's tired, time to sleep. Night-night. Shhhh".

With your preschooler . . .

- Play pretend school. Your child can be the teacher and you and the bear can be the children. Let your child tell you what to do. Give him ideas if he is not sure what to say like, "Teacher, should I colour or play with blocks?"
- Invite the teddy bear to a party. Help your child make an invitation and a few decorations. Get out the play food to eat at the party. Talk about what you need for the party or what comes next.



Go to www.parentlinkalberta.ca for more Talk Box ideas.

Train Set

Everyday and Everyways
Talking about...Toys



Talk Box



Talk about what you and your child are doing. Talk in your language.

With your baby . . .

- Take turns putting blocks, animals, or other toys into the train cars. Use words like **in** and **on**.
- Makes lots of train noises while you are pushing the train to your baby. Stop making sounds from time to time. Wait and see if she will show you that she wants to play more. She may smile, look, or make a sound.

With your toddler . . .

- Take turns putting animals or toys into the train. Use describing words like, *big lion*, or *tall giraffe*, or *shiny ball*. Ask your child what goes in the train next. Ask where the train is going.



- Tell your child where to drive the train. Say, "Go under the table", "Go behind the chair", or "Go up the couch mountain."


With your preschooler . . .

- Read a train book like ***The little engine that could***. Act out the story together, making a mountain out of pillows.
- Make a city for the train, with a school, a zoo, a bridge, or a train station. Use blocks or boxes for the different buildings. Make a bridge or a ramp with some blocks and a flat piece of wood. Play in this pretend world with your child.

Go to www.parentlinkalberta.ca for more Talk Box ideas.

Toy House

Everyday and Everyways
Talking about...Toys



Talk Box

Talk about what you and your child are doing. Talk in your language.

With your toddler...

- Play together. A toy house is a great way to learn about pretending.
- Talk about the people and items in the house like the *bed, chair, bathtub, fridge, mom, dad, sister, grandma, or dog*. Use these words over and over when you are playing.
- Talk in short sentences like, "Mom sleep", "Mommy's bed", "Dad sit", "Daddy's chair", "Baby eat", or "Boy take bath".



With your preschooler...

- Join in and pretend together. Pick a toy person and play the part. It is fun for him to pretend to be the mommy or daddy while you pretend to be the child!
- Follow his lead. Let him tell you what is happening and where you need to go.
- Pretend to do the things you do at home.
- Talk about all the things you need to do before you go to bed, go to work, or go to school.


Take turns asking and answering questions.

- Talk about and pretend to go out and come back home again. Go to school, the store, the park, or grandma's house.

Go to www.parentlinkalberta.ca for more Talk Box ideas.

Wooden Puzzle

Everyday and Everyways
Talking about...Toys



Talk Box

Talk about what you and your child are doing. Talk in your language.

With your toddler . . .

- Let him dump out all of the pieces. Say, "All out" or "Pieces out". Help him to put a piece in. Say, "Horse in" or "Put car in". Use other words to talk about it. Say, "Fast plane" or "Plane is up high".
- Give him a choice between two pieces. Ask him, "Want horse or cow?" Show the pieces and wait for him to point, look, or try to say the word.

With your preschooler . . .

- Do the puzzle together. Take turns putting pieces in. Say, "I'm going to put the teddy bear in. What are you putting in?"
- As you try harder puzzles, show your child how to find the right spot for the piece. Talk about matching colours, shapes, sizes, and the picture on the piece.
- When the puzzle is all put together talk about what you see in the picture.



Go to www.parentlinkalberta.ca for more Talk Box ideas.